

Signify Classified - Internal
Cooper Lighting Solutions Photometric Lab
1121 Highway 74 South
Peachtree City, GA 30269



Scaled data based on original data using
LM-79-08 Approved Method: Electrical and Photometric Measurements of Solid-
State Lighting Products

Test Report Prepared for
Cooper Lighting Solutions
(formerly Eaton)

Brand: STREETWORKS

Report Number: P867613

Luminaire Tested: **MEM2-HTN-SA-90-727-U-T3**

Issue Date: 08/21/2024



Test Information

Test Method: LM-79-08
Report Number: P867613
Test Lab: INNOVATION CENTER(G3)
Issue Date: 08/21/2024
Manufacturer: COOPER LIGHTING SOLUTIONS (FORMERLY EATON)
Product Line: STREETWORKS
Catalog Number: MEM2-HTN-SA-90-727-U-T3
Description: EPIC MODERN TALL HOUSING DISCRETE LED ARRAYS 90W 70CRI 2700K
FIXTURE w/ TYPE III DISTRIBUTION OPTIC
Light Source: (20) 2700K CCT, 70 CRI LEDS
Ballast/Driver: ELECTRONIC DRIVER

Summary

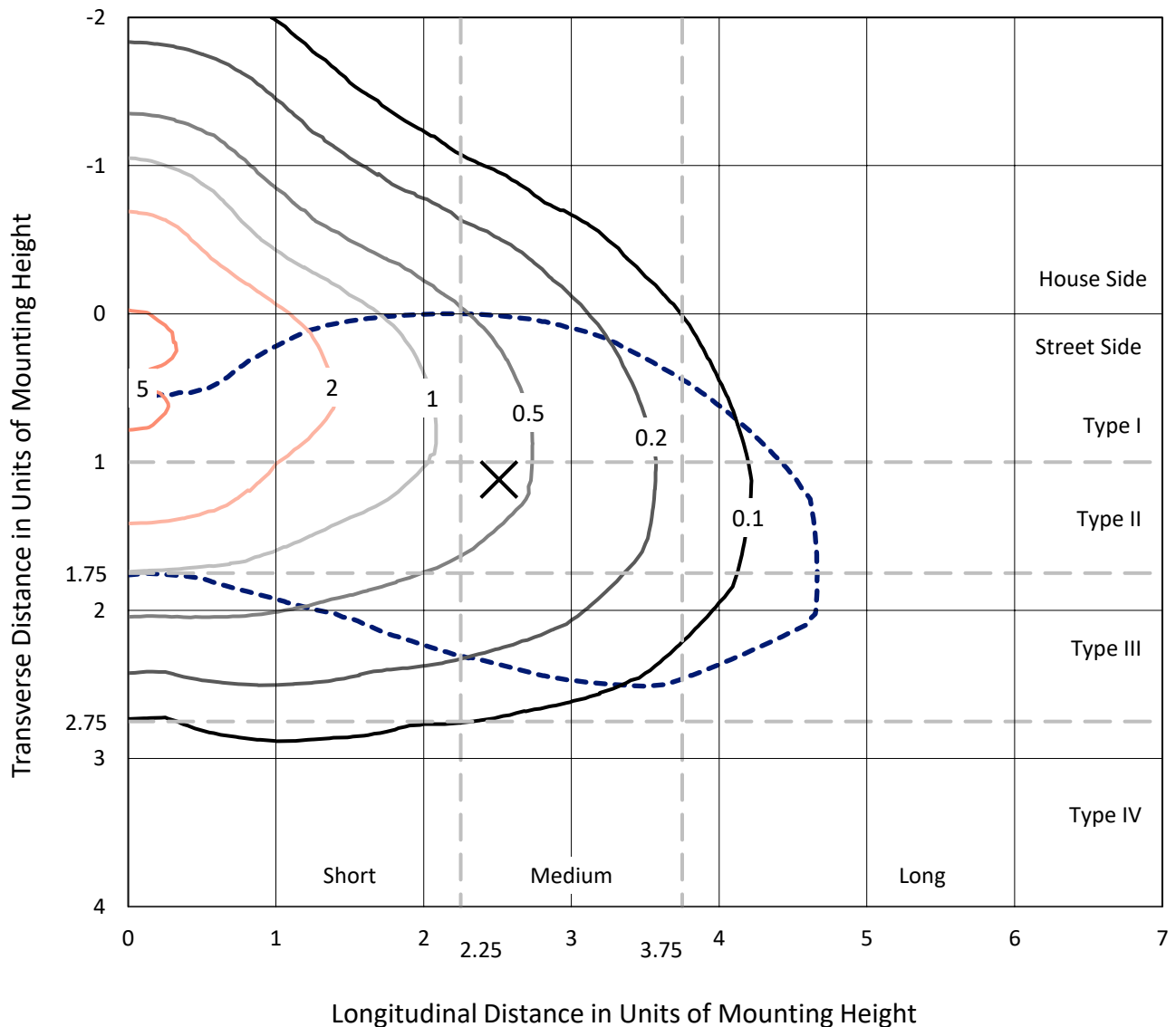
Lumens per Lamp: N/A
Luminaire Lumens: 11893.6 lumens
Efficiency: N/A
Efficacy: 132.2 lumens/watt
Luminous Opening: Rectangular (W 0.67' x L: 0.33' x H: 0')
IES Classification: Type III - Medium
BUG Rating: B2 - U0 - G2

Input Watts (W): 90
Input Voltage (V): 120
Input Current (A_{in}): NR
Voltage Rise (V): NR
Power Factor: 0.99
Total Harmonic Distortion (THDi): 6.20%
Frequency (hertz): 60
Stabilization Time: NR
Operation Time: NR
Ambient Temperature (°C): NR
Test Distance: 24 FT

REPORT NUMBER: P867613
 CATALOG NUMBER: MEM2-HTN-SA-90-727-U-T3

Iso-Footcandle Lines of Horizontal Illumination

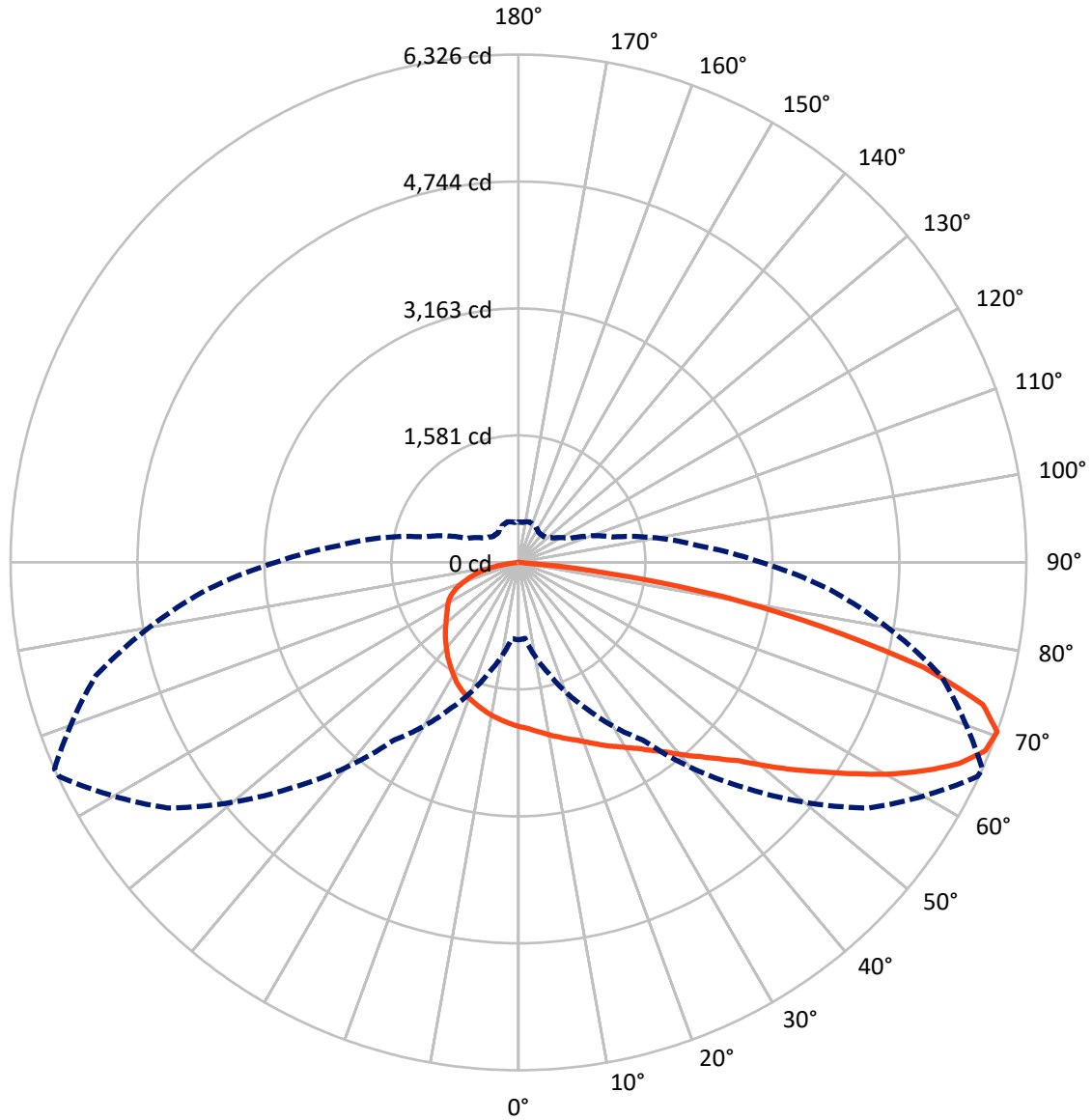
× Max cd
 - - - 1/2 Max cd



Based on 20 foot mounting height. Maximum calculated value = 5.5 fc
 Type III - Medium - N/A

REPORT NUMBER: P867613
CATALOG NUMBER: MEM2-HTN-SA-90-727-U-T3

Luminous Intensity Polar Plot



— Vertical Plane Through 66-Deg Lateral - - - Horizontal Cone Through 70-Deg Vertical

REPORT NUMBER: P867613
 CATALOG NUMBER: MEM2-HTN-SA-90-727-U-T3

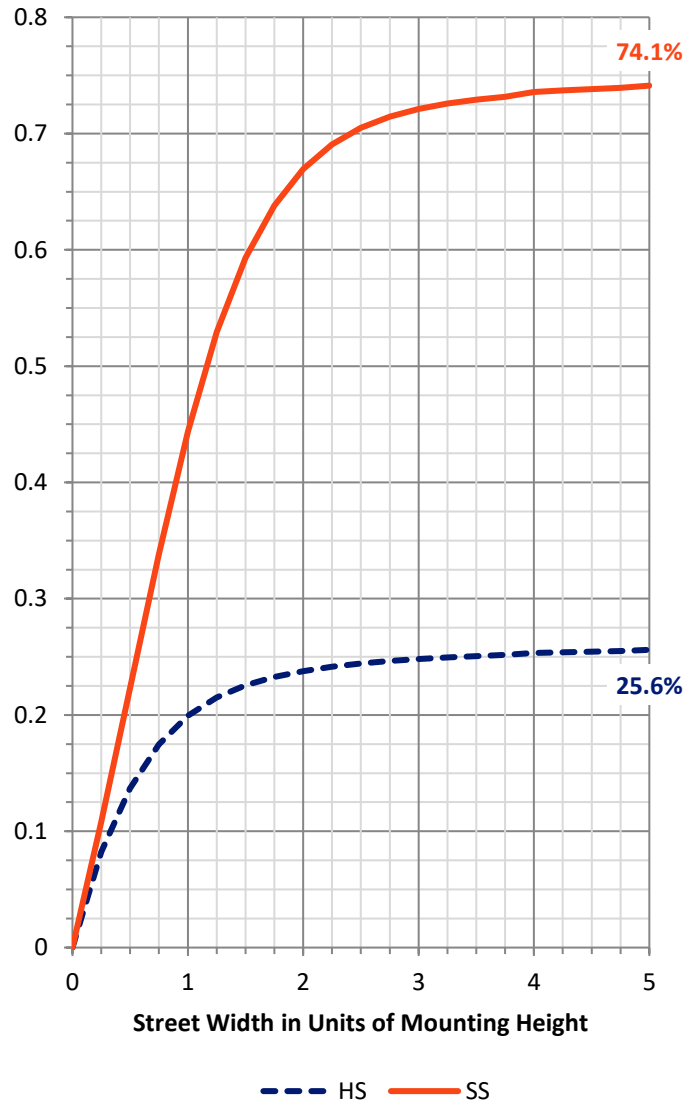
FLUX DISTRIBUTION:

		Downward	Upward	Total
House Side	Lumens	3065.1	0.0	3065.1
	% Fixture	25.8	0.0	25.8
Street Side	Lumens	8828.5	0.0	8828.5
	% Fixture	74.2	0.0	74.2
Total	Lumens	11893.6	0.0	11893.6
	% Fixture	100.0	0.0	100.0

Coefficient of Utilization

ZONAL LUMENS:

Zone	Lumens	% Fixture
0°-10°	195.8	1.6
10°-20°	583.3	4.9
20°-30°	979.8	8.2
30°-40°	1476.1	12.4
40°-50°	2004.0	16.8
50°-60°	2381.3	20.0
60°-70°	2430.3	20.4
70°-80°	1625.5	13.7
80°-90°	217.5	1.8
90°-100°	0.0	0.0
100°-110°	0.0	0.0
110°-120°	0.0	0.0
120°-130°	0.0	0.0
130°-140°	0.0	0.0
140°-150°	0.0	0.0
150°-160°	0.0	0.0
160°-170°	0.0	0.0
170°-180°	0.0	0.0
0°-90°	11893.6	100.0
0°-180°	11893.6	100.0



REPORT NUMBER: P867613

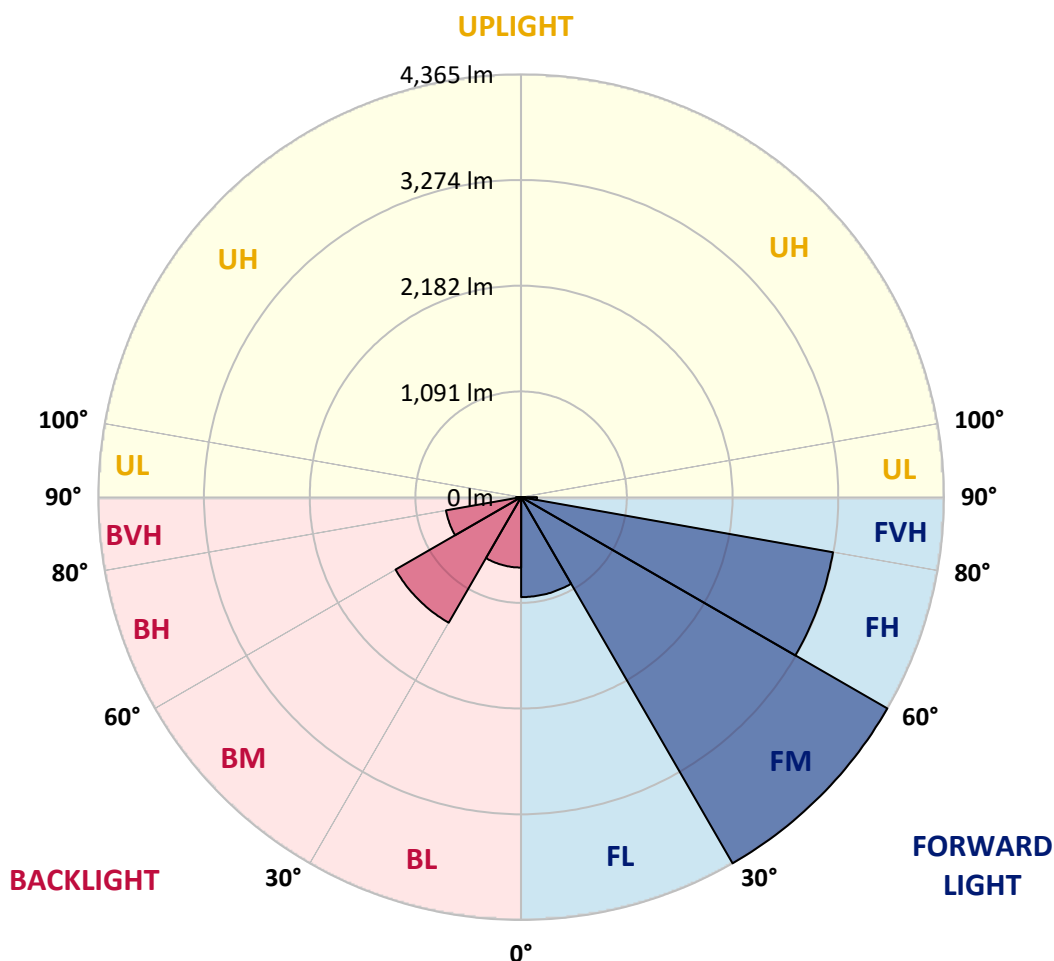
CATALOG NUMBER: MEM2-HTN-SA-90-727-U-T3

LUMINAIRE CLASSIFICATION SYSTEM LUMEN TABLE AND BUG RATING:

Zone		Lumens	% Fixture	Zone Rating/Lumen Limit		
				B	U	G
FL	(0°-30°)	1032.1	8.7			
FM	(30°-60°)	4364.7	36.7			
FH	(60°-80°)	3268.8	27.5			G2/5000
FVH	(80°-90°)	162.9	1.4			G2/225
BL	(0°-30°)	726.8	6.1	B2/1000		
BM	(30°-60°)	1496.7	12.6	B2/2500		
BH	(60°-80°)	787.0	6.6	B2/1000		G2/1000
BVH	(80°-90°)	54.6	0.5			G1/100
UL	(90°-100°)	0.0	0.0		U0/0	
UH	(100°-180°)	0.0	0.0		U0/0	

BUG Rating: B2-U0-G2

Type III Medium





REPORT NUMBER: P867613

CATALOG NUMBER: MEM2-HTN-SA-90-727-U-T3

CANDELA DISTRIBUTION (FULL):

	0°	5°	15°	25°	35°	45°	55°	65°	66°	75°	85°
0°	2046.3	2046.3	2046.3	2046.3	2046.3	2046.3	2046.3	2046.3	2046.3	2046.3	2046.3
2.5°	2119.6	2110.1	2103.1	2107.8	2093.6	2098.3	2081.8	2070.0	2067.6	2062.9	2058.2
5°	2185.8	2185.8	2173.9	2173.9	2157.4	2155.0	2131.4	2105.4	2105.4	2088.9	2070.0
7.5°	2256.7	2251.9	2237.8	2235.4	2216.5	2211.8	2185.8	2145.6	2143.2	2112.5	2084.2
10°	2306.3	2308.6	2299.2	2299.2	2285.0	2273.2	2235.4	2192.9	2188.1	2148.0	2103.1
12.5°	2344.1	2348.8	2346.4	2346.4	2334.6	2334.6	2292.1	2235.4	2230.7	2178.7	2114.9
15°	2384.3	2381.9	2389.0	2391.3	2386.6	2379.5	2348.8	2282.6	2280.3	2211.8	2131.4
17.5°	2419.7	2417.3	2419.7	2431.5	2433.9	2433.9	2403.2	2334.6	2325.2	2251.9	2145.6
20°	2441.0	2445.7	2455.1	2469.3	2476.4	2495.3	2469.3	2396.1	2386.6	2294.5	2176.3
22.5°	2521.3	2507.1	2514.2	2523.7	2533.1	2559.1	2535.5	2459.9	2452.8	2358.3	2211.8
25°	2658.4	2658.4	2641.8	2625.3	2613.5	2625.3	2606.4	2533.1	2528.4	2415.0	2251.9
27.5°	2897.0	2897.0	2861.6	2800.1	2722.2	2700.9	2686.7	2611.1	2596.9	2476.4	2277.9
30°	3199.5	3208.9	3145.1	3041.2	2897.0	2802.5	2767.1	2684.4	2677.3	2537.9	2318.1
32.5°	3523.2	3542.1	3494.9	3343.6	3107.3	2923.0	2866.3	2781.2	2764.7	2611.1	2370.1
35°	3813.9	3832.8	3769.0	3627.2	3324.7	3097.9	2984.5	2887.6	2878.1	2705.6	2448.1
37.5°	4050.2	4054.9	4014.7	3842.2	3506.7	3244.4	3131.0	3015.2	2996.3	2819.0	2530.8
40°	4300.6	4319.5	4279.4	4066.7	3672.1	3402.7	3277.5	3168.8	3152.2	2937.2	2608.7
42.5°	4562.9	4560.6	4560.6	4260.5	3837.5	3535.0	3435.8	3315.3	3305.8	3057.7	2693.8
45°	4723.6	4733.1	4707.1	4376.3	4080.9	3672.1	3589.4	3501.9	3485.4	3225.5	2804.9
47.5°	4763.8	4742.5	4624.4	4466.0	4355.0	3813.9	3783.1	3731.2	3693.4	3409.8	2941.9
50°	4709.4	4676.4	4607.8	4506.2	4456.6	3984.0	3979.3	4005.3	3979.3	3634.3	3100.2
52.5°	4506.2	4501.5	4489.7	4513.3	4433.0	4118.7	4201.4	4291.2	4286.5	3863.5	3265.7
55°	4078.5	4109.2	4251.0	4399.9	4343.2	4210.8	4449.5	4622.0	4603.1	4132.9	3435.8
57.5°	3641.4	3672.1	3854.0	4208.5	4255.7	4310.1	4728.3	4997.7	4967.0	4425.9	3591.7
60°	3260.9	3227.8	3409.8	3920.2	4132.9	4399.9	5004.8	5378.2	5352.2	4718.9	3752.4
62.5°	2658.4	2691.4	2982.1	3499.6	3960.4	4456.6	5231.7	5723.2	5706.6	4988.3	3882.4
65°	2103.1	2058.2	2495.3	3057.7	3662.6	4437.7	5427.8	6046.9	6035.1	5252.9	3981.6
67.5°	1429.6	1398.9	1975.5	2618.2	3258.6	4286.5	5472.7	6264.3	6269.0	5408.9	4007.6
70°	964.1	949.9	1420.2	2013.3	2698.5	3960.4	5333.3	6309.2	6325.7	5449.1	3891.8
72.5°	711.3	708.9	1039.7	1436.7	2008.5	3343.6	4952.8	6016.2	6046.9	5165.5	3551.6
75°	560.0	567.1	742.0	1020.8	1339.8	2474.0	4165.9	5158.4	5205.7	4461.3	2949.0
77.5°	458.4	458.4	519.9	732.5	895.6	1535.9	2996.3	3776.1	3870.6	3442.9	2270.8
80°	371.0	378.1	385.2	510.4	593.1	876.7	1743.9	2518.9	2587.5	2398.4	1639.9
82.5°	203.2	217.4	210.3	264.7	297.7	406.4	692.4	1018.4	1122.4	999.5	744.3
85°	14.2	9.5	16.5	21.3	26.0	40.2	54.3	75.6	70.9	101.6	52.0
87.5°	2.4	2.4	2.4	4.7	4.7	7.1	9.5	9.5	9.5	9.5	9.5
90°	0.0	0.0	0.0	0.0	0.0	0.0	0.0	0.0	0.0	0.0	0.0



REPORT NUMBER: P867613

CATALOG NUMBER: MEM2-HTN-SA-90-727-U-T3

CANDELA DISTRIBUTION (continued):

	90°	95°	105°	115°	125°	135°	145°	155°	165°	175°	180°
0°	2046.3	2046.3	2046.3	2046.3	2046.3	2046.3	2046.3	2046.3	2046.3	2046.3	2046.3
2.5°	2055.8	2044.0	2025.1	2020.4	2013.3	2003.8	1994.4	1980.2	1975.5	1980.2	1984.9
5°	2058.2	2041.6	2010.9	1992.0	1973.1	1956.6	1937.7	1918.7	1906.9	1909.3	1918.7
7.5°	2065.3	2041.6	1994.4	1963.6	1932.9	1906.9	1876.2	1854.9	1840.8	1843.1	1850.2
10°	2074.7	2041.6	1984.9	1932.9	1890.4	1852.6	1821.9	1795.9	1781.7	1779.3	1781.7
12.5°	2077.1	2039.3	1963.6	1899.8	1847.9	1798.2	1765.2	1741.5	1727.3	1720.3	1725.0
15°	2084.2	2032.2	1942.4	1864.4	1800.6	1748.6	1708.4	1680.1	1670.6	1665.9	1663.5
17.5°	2093.6	2029.8	1923.5	1829.0	1753.3	1694.3	1658.8	1630.5	1618.6	1613.9	1618.6
20°	2107.8	2032.2	1902.2	1793.5	1710.8	1651.7	1611.6	1583.2	1573.8	1571.4	1569.0
22.5°	2126.7	2036.9	1885.7	1760.4	1663.5	1604.5	1564.3	1545.4	1538.3	1540.7	1540.7
25°	2145.6	2041.6	1862.0	1715.5	1613.9	1552.5	1524.1	1509.9	1514.7	1524.1	1524.1
27.5°	2162.1	2039.3	1829.0	1668.3	1554.8	1498.1	1476.9	1479.2	1491.0	1507.6	1509.9
30°	2183.4	2039.3	1793.5	1609.2	1488.7	1434.3	1429.6	1448.5	1467.4	1484.0	1484.0
32.5°	2216.5	2053.4	1765.2	1550.1	1420.2	1377.6	1398.9	1424.9	1446.1	1462.7	1467.4
35°	2273.2	2084.2	1746.2	1491.0	1354.0	1323.3	1363.4	1406.0	1420.2	1432.0	1434.3
37.5°	2327.5	2112.5	1722.6	1434.3	1285.5	1273.7	1328.0	1372.9	1375.3	1382.3	1382.3
40°	2379.5	2133.8	1691.9	1372.9	1219.3	1219.3	1283.1	1320.9	1316.2	1309.1	1311.5
42.5°	2436.2	2145.6	1656.5	1316.2	1165.0	1165.0	1216.9	1250.0	1247.7	1257.1	1264.2
45°	2504.8	2169.2	1609.2	1264.2	1108.2	1098.8	1141.3	1169.7	1205.1	1247.7	1259.5
47.5°	2599.3	2202.3	1571.4	1207.5	1061.0	1027.9	1044.4	1103.5	1143.7	1179.1	1183.9
50°	2698.5	2249.6	1538.3	1148.4	1004.3	945.2	959.4	1025.5	1049.2	1063.3	1070.4
52.5°	2804.9	2287.4	1509.9	1098.8	945.2	860.1	879.0	942.8	959.4	971.2	973.6
55°	2897.0	2318.1	1474.5	1051.5	881.4	779.8	803.4	864.9	881.4	895.6	895.6
57.5°	2993.9	2346.4	1450.9	1011.4	812.9	713.6	730.2	791.6	815.2	820.0	827.0
60°	3074.2	2372.4	1429.6	973.6	749.1	654.5	666.4	720.7	749.1	751.4	756.2
62.5°	3131.0	2389.0	1417.8	926.3	685.3	595.5	604.9	659.3	692.4	699.4	701.8
65°	3166.4	2398.4	1396.5	864.9	630.9	545.9	545.9	600.2	633.3	649.8	654.5
67.5°	3149.9	2381.9	1339.8	794.0	581.3	496.2	493.9	548.2	576.6	586.0	588.4
70°	3022.3	2285.0	1224.0	706.5	529.3	451.3	446.6	496.2	522.2	501.0	503.3
72.5°	2762.3	2065.3	1065.7	619.1	475.0	408.8	404.1	446.6	449.0	449.0	446.6
75°	2327.5	1687.2	850.7	526.9	418.2	363.9	366.3	399.3	401.7	413.5	406.4
77.5°	1784.1	1250.0	664.0	420.6	354.4	323.7	335.5	347.4	363.9	380.4	363.9
80°	1297.3	862.5	460.8	314.3	274.1	274.1	278.8	290.6	314.3	330.8	314.3
82.5°	555.3	380.4	212.7	156.0	134.7	132.3	134.7	134.7	165.4	170.1	148.9
85°	42.5	35.4	26.0	26.0	21.3	11.8	11.8	9.5	7.1	7.1	7.1
87.5°	9.5	7.1	7.1	7.1	4.7	4.7	4.7	4.7	4.7	4.7	4.7
90°	0.0	0.0	0.0	0.0	0.0	0.0	0.0	0.0	0.0	0.0	0.0

LM-79-2019: Approved Method: Electrical and Photometric Measurements of Solid-State Lighting Products

Report Prepared for

Cooper Lighting Solutions

Streetworks

Report Number: SP1-2407-157-3

Test Date: 08/07/2024

Luminaire Tested: MEM2-HTN-SA-30-727-U-5WQ-2

Data in this report applies to families of products including MEM2-HTN-SA-30-727-U-5WQ-2

Test Information

Test Method: LM-79-2019
 Report Number: SP1-2407-157-3
 Test Lab: COOPER LIGHTING SOLUTIONS
 Photometer: SP1 - 76IN SPHERE
 Measurement Geometry: 4π
 Issue Date: 08/20/2024
 Manufacturer: COOPER LIGHTING SOLUTIONS
 Product Line: Streetworks
 Catalog Number: **MEM2-HTN-SA-30-727-U-5WQ-2**
 Description: Epic Modern Light Square 30W 5WQ Optic and Flare Trim

Spectral Parameters

CCT (K): 2747
 CIE u': 0.2606
 CIE v': 0.5257
 Duv: -0.0005
 CIE x: 0.4552
 CIE y: 0.4082
 CIE z: 0.1366
 Peak Wavelength (nm): 597
 Dominant Wavelength (nm): 584
 Purity: 59.16856
 R_f: 75.5
 R_g: 93.6

CRI (Ra):	71.7		
R1:	68.1	R9:	-35.3
R2:	83.9	R10:	64.2
R3:	94.7	R11:	61.7
R4:	66.3	R12:	53.9
R5:	67.4	R13:	71.2
R6:	78.7	R14:	97.6
R7:	75.0	R15:	59.3
R8:	39.4		



Test Conditions

Stabilization Time: 22M
 Operation Time: 1H 22M
 Sphere Temperature (°C): 24.2

REPORT NUMBER: SP1-2407-157-3

Measurement and Test Equipment			
Instrument	Identification Number	Calibration Date	Calibration Due Date
Photometer	IN0058	6/18/2024	12/18/2024
Power Meter	INXT2011004	2/8/2024	2/8/2025
AC Power Source	IN0063	10/24/2023	10/24/2024
DC Power Source	IN0208	10/24/2023	10/24/2024
Sphere Thermometer	IN0085	10/24/2023	10/24/2024
Room Thermometer	IN0046	10/24/2023	10/24/2024

REPORT NUMBER: SP1-2407-157-3

CIE 1931 Chromaticity Diagram



CIE 1931 Chromaticity Diagram with 2017 ANSI 7-Step and 4-Step Quadrangles



CCT = 2747K
 CIE x = 0.4552
 CIE y = 0.4082
 Duv = -0.0005

Point lies inside the ANSI 2700K 4-step quadrangle

REPORT NUMBER: SP1-2407-157-3

Photopic Flux vs. Wavelength



Photopic Lumens: NR

λ (nm)	Power W [^] /nm	Lumens (ϕ /nm)	λ (nm)	Power W [^] /nm	Lumens (ϕ /nm)	λ (nm)	Power W [^] /nm	Lumens (ϕ /nm)	λ (nm)	Power W [^] /nm	Lumens (ϕ /nm)	λ (nm)	Power W [^] /nm	Lumens (ϕ /nm)
360	0	NR	490	103	NR	620	846	NR	750	20	NR	880	0	NR
365	0	NR	495	130	NR	625	784	NR	755	17	NR	885	1	NR
370	0	NR	500	171	NR	630	720	NR	760	15	NR	890	0	NR
375	0	NR	505	221	NR	635	652	NR	765	13	NR	895	0	NR
380	0	NR	510	268	NR	640	587	NR	770	11	NR	900	0	NR
385	0	NR	515	313	NR	645	521	NR	775	9	NR	905	0	NR
390	0	NR	520	350	NR	650	461	NR	780	8	NR	910	0	NR
395	0	NR	525	381	NR	655	406	NR	785	7	NR	915	0	NR
400	0	NR	530	407	NR	660	353	NR	790	6	NR	920	0	NR
405	2	NR	535	435	NR	665	307	NR	795	5	NR	925	0	NR
410	4	NR	540	462	NR	670	264	NR	800	4	NR	930	0	NR
415	9	NR	545	496	NR	675	227	NR	805	4	NR	935	0	NR
420	20	NR	550	534	NR	680	196	NR	810	3	NR	940	0	NR
425	38	NR	555	582	NR	685	167	NR	815	3	NR	945	0	NR
430	69	NR	560	638	NR	690	144	NR	820	2	NR	950	0	NR
435	120	NR	565	700	NR	695	122	NR	825	2	NR	955	0	NR
440	193	NR	570	767	NR	700	103	NR	830	2	NR	960	0	NR
445	316	NR	575	836	NR	705	88	NR	835	2	NR	965	0	NR
450	469	NR	580	898	NR	710	74	NR	840	1	NR	970	0	NR
455	431	NR	585	947	NR	715	63	NR	845	1	NR	975	0	NR
460	264	NR	590	982	NR	720	54	NR	850	1	NR	980	0	NR
465	197	NR	595	997	NR	725	46	NR	855	1	NR	985	0	NR
470	155	NR	600	997	NR	730	39	NR	860	1	NR	990	0	NR
475	108	NR	605	978	NR	735	33	NR	865	1	NR	995	0	NR
480	90	NR	610	947	NR	740	28	NR	870	1	NR	1000	0	NR
485	92	NR	615	900	NR	745	24	NR	875	1	NR			

REPORT NUMBER: SP1-2407-157-3

Scotopic Flux vs. Wavelength



Scotopic Lumens: NR

S/P: 1.13

λ (nm)	Power W [^] /nm	Lumens (φ/nm)	λ (nm)	Power W [^] /nm	Lumens (φ/nm)	λ (nm)	Power W [^] /nm	Lumens (φ/nm)	λ (nm)	Power W [^] /nm	Lumens (φ/nm)	λ (nm)	Power W [^] /nm	Lumens (φ/nm)
360	0	NR	490	103	NR	620	846	NR	750	20	NR	880	0	NR
365	0	NR	495	130	NR	625	784	NR	755	17	NR	885	1	NR
370	0	NR	500	171	NR	630	720	NR	760	15	NR	890	0	NR
375	0	NR	505	221	NR	635	652	NR	765	13	NR	895	0	NR
380	0	NR	510	268	NR	640	587	NR	770	11	NR	900	0	NR
385	0	NR	515	313	NR	645	521	NR	775	9	NR	905	0	NR
390	0	NR	520	350	NR	650	461	NR	780	8	NR	910	0	NR
395	0	NR	525	381	NR	655	406	NR	785	7	NR	915	0	NR
400	0	NR	530	407	NR	660	353	NR	790	6	NR	920	0	NR
405	2	NR	535	435	NR	665	307	NR	795	5	NR	925	0	NR
410	4	NR	540	462	NR	670	264	NR	800	4	NR	930	0	NR
415	9	NR	545	496	NR	675	227	NR	805	4	NR	935	0	NR
420	20	NR	550	534	NR	680	196	NR	810	3	NR	940	0	NR
425	38	NR	555	582	NR	685	167	NR	815	3	NR	945	0	NR
430	69	NR	560	638	NR	690	144	NR	820	2	NR	950	0	NR
435	120	NR	565	700	NR	695	122	NR	825	2	NR	955	0	NR
440	193	NR	570	767	NR	700	103	NR	830	2	NR	960	0	NR
445	316	NR	575	836	NR	705	88	NR	835	2	NR	965	0	NR
450	469	NR	580	898	NR	710	74	NR	840	1	NR	970	0	NR
455	431	NR	585	947	NR	715	63	NR	845	1	NR	975	0	NR
460	264	NR	590	982	NR	720	54	NR	850	1	NR	980	0	NR
465	197	NR	595	997	NR	725	46	NR	855	1	NR	985	0	NR
470	155	NR	600	997	NR	730	39	NR	860	1	NR	990	0	NR
475	108	NR	605	978	NR	735	33	NR	865	1	NR	995	0	NR
480	90	NR	610	947	NR	740	28	NR	870	1	NR	1000	0	NR
485	92	NR	615	900	NR	745	24	NR	875	1	NR			

REPORT NUMBER: SP1-2407-157-3

Melanopic Flux vs. Wavelength



Melanopic Lumens: NR

M/P: 2.04

λ (nm)	Power W [^] /nm	Lumens (φ/nm)	λ (nm)	Power W [^] /nm	Lumens (φ/nm)	λ (nm)	Power W [^] /nm	Lumens (φ/nm)	λ (nm)	Power W [^] /nm	Lumens (φ/nm)	λ (nm)	Power W [^] /nm	Lumens (φ/nm)
360	0	NR	490	103	NR	620	846	NR	750	20	NR	880	0	NR
365	0	NR	495	130	NR	625	784	NR	755	17	NR	885	1	NR
370	0	NR	500	171	NR	630	720	NR	760	15	NR	890	0	NR
375	0	NR	505	221	NR	635	652	NR	765	13	NR	895	0	NR
380	0	NR	510	268	NR	640	587	NR	770	11	NR	900	0	NR
385	0	NR	515	313	NR	645	521	NR	775	9	NR	905	0	NR
390	0	NR	520	350	NR	650	461	NR	780	8	NR	910	0	NR
395	0	NR	525	381	NR	655	406	NR	785	7	NR	915	0	NR
400	0	NR	530	407	NR	660	353	NR	790	6	NR	920	0	NR
405	2	NR	535	435	NR	665	307	NR	795	5	NR	925	0	NR
410	4	NR	540	462	NR	670	264	NR	800	4	NR	930	0	NR
415	9	NR	545	496	NR	675	227	NR	805	4	NR	935	0	NR
420	20	NR	550	534	NR	680	196	NR	810	3	NR	940	0	NR
425	38	NR	555	582	NR	685	167	NR	815	3	NR	945	0	NR
430	69	NR	560	638	NR	690	144	NR	820	2	NR	950	0	NR
435	120	NR	565	700	NR	695	122	NR	825	2	NR	955	0	NR
440	193	NR	570	767	NR	700	103	NR	830	2	NR	960	0	NR
445	316	NR	575	836	NR	705	88	NR	835	2	NR	965	0	NR
450	469	NR	580	898	NR	710	74	NR	840	1	NR	970	0	NR
455	431	NR	585	947	NR	715	63	NR	845	1	NR	975	0	NR
460	264	NR	590	982	NR	720	54	NR	850	1	NR	980	0	NR
465	197	NR	595	997	NR	725	46	NR	855	1	NR	985	0	NR
470	155	NR	600	997	NR	730	39	NR	860	1	NR	990	0	NR
475	108	NR	605	978	NR	735	33	NR	865	1	NR	995	0	NR
480	90	NR	610	947	NR	740	28	NR	870	1	NR	1000	0	NR
485	92	NR	615	900	NR	745	24	NR	875	1	NR			

Summary

$R_f = 75.5$
 $R_g = 93.6$
 $CIE R_a = 71.7$
 $R_g = -35.3$



Color Vector Graphics



Individual Sample Fidelity Index ($R_{f,i}$)

CES01 = 86	CES26 = 68	CES51 = 87	CES76 = 63
CES02 = 63	CES27 = 90	CES52 = 85	CES77 = 79
CES03 = 31	CES28 = 87	CES53 = 78	CES78 = 66
CES04 = 71	CES29 = 71	CES54 = 86	CES79 = 87
CES05 = 50	CES30 = 85	CES55 = 84	CES80 = 85
CES06 = 52	CES31 = 74	CES56 = 75	CES81 = 67
CES07 = 42	CES32 = 66	CES57 = 75	CES82 = 93
CES08 = 41	CES33 = 80	CES58 = 76	CES83 = 91
CES09 = 29	CES34 = 79	CES59 = 85	CES84 = 89
CES10 = 77	CES35 = 89	CES60 = 90	CES85 = 72
CES11 = 60	CES36 = 93	CES61 = 81	CES86 = 59
CES12 = 66	CES37 = 88	CES62 = 91	CES87 = 77
CES13 = 43	CES38 = 93	CES63 = 77	CES88 = 79
CES14 = 74	CES39 = 97	CES64 = 67	CES89 = 65
CES15 = 72	CES40 = 93	CES65 = 66	CES90 = 80
CES16 = 48	CES41 = 93	CES66 = 63	CES91 = 80
CES17 = 51	CES42 = 89	CES67 = 61	CES92 = 55
CES18 = 57	CES43 = 78	CES68 = 68	CES93 = 72
CES19 = 73	CES44 = 99	CES69 = 78	CES94 = 48
CES20 = 67	CES45 = 85	CES70 = 63	CES95 = 66
CES21 = 88	CES46 = 81	CES71 = 61	CES96 = 76
CES22 = 80	CES47 = 86	CES72 = 86	CES97 = 81
CES23 = 92	CES48 = 74	CES73 = 56	CES98 = 76
CES24 = 91	CES49 = 79	CES74 = 93	CES99 = 64
CES25 = 73	CES50 = 86	CES75 = 66	



Color Rendition by Hue-Angle Bin



Measure Comparisons



(END OF REPORT)